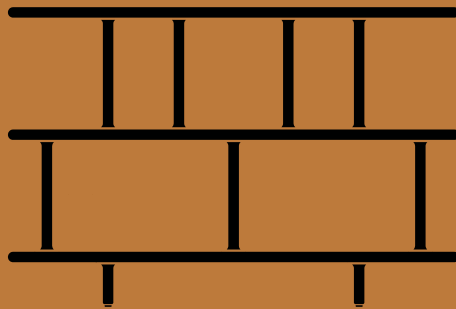


Archivo JH43-JH45

Jaime Hayon

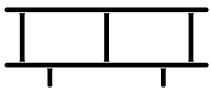
2024



Archivo^{JH43}

Jaime Hayon

2024



W: 140cm/55in
D: 38cm/15in

H: 54cm/21in

Product category

Shelving

Environment

Indoor

Materials

Solid oak, oak veneer, MDF, water-based lacquer.

Production process

For the Oak variant, the shelves are made from MDF cut using a CNC machine which is covered with oak veneer tops and solid oak edges. A water-based clear lacquer is applied after manufacturing. For Sky Blue & Black Grey variants, they are made from MDF cut using a CNC machine, before a lacquer is applied after manufacturing.

Variants

Oak, Sky Blue, Black Grey

Strength, Durability and Safety Testing

The shelving is tested for strength, durability and safety according to: EN 16121, BIFMA X5.9

Dimensions

H: 54 cm/21 in, W: 140 cm/55 in, D: 38 cm/15 in

Packaging dimensions

Column (3 pcs): Height 40 cm/16 in,
Width 30 cm/12 in, Depth 39 cm/15 in
Shelf (2 pcs): Height 158 cm/62 in,
Width 57 cm/22 in, Depth 9 cm/4 in
Foot (2 pcs): Height 40 cm/16 in,
Width 32 cm/13 in, Depth 13 cm/5 in

Weight

30 kg. Weight incl. packaging 35.3 kg

Gliders

Plastic gliders

Colli quantity

3 (7pcs)

Spare parts

Spare parts available for purchase at andtradition.com

Certifications

FSC® Mix (C154398)

Impact

1. Made using FSC® certified wood, supporting responsible management of the world's forests.
2. Flat-packed, helping optimise shipping and delivery.

Cleaning instructions

Please download our Material Care & Cleaning instructions through www.andtradition.com

Stock items

Sky Blue, Black Grey and Oak



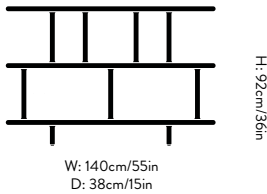
→ Sky Blue



→ Black Grey



→ Oak



Archivo^{JH44}

Jaime Hayon

2024

Product category
Shelving

Environment
Indoor

Materials
Solid oak, oak veneer, MDF, water-based lacquer.

Production process
For the Oak variant, the shelves are made from MDF cut using a CNC machine which is covered with oak veneer tops and solid oak edges. A water-based clear lacquer is applied after manufacturing. For Sky Blue & Black Grey variants, they are made from MDF cut using a CNC machine, before a lacquer is applied after manufacturing.

Variants
Oak, Sky Blue, Black Grey

Strength, Durability and Safety Testing
The shelving is tested for strength, durability and safety according to: EN 16121, BIFMA X5.9

Dimensions
H: 92cm/36in, W: 140cm/55in, D: 38cm/15in

Packaging dimensions
Column (7 pcs): Height 43 cm/17 in, Width 42 cm / 17 in, Depth 32 cm / 13 in (6 pcs) & Depth 13 cm / 5 in (1 pc). **Shelf** (3 pcs): Height 158 cm/62 in, Width 57 cm/22 in, Depth 9 cm/4 in (2 pcs) & Depth 5 cm/2 in (1 pc). **Foot** (2 pcs): Height 40 cm/16 in, Width 32 cm/13 in, Depth 13 cm/5 in

Weight
48.5 kg. Weight incl. packaging: 58 kg

Gliders
Plastic gliders

Colli quantity
5 (12 pcs)

Spare parts
Spare parts available for purchase at andtradition.com

Certifications
FSC® Mix (C154398)

Impact
1. Made using FSC® certified wood, supporting responsible management of the world's forests.
2. Flat-packed, helping optimise shipping and delivery.

Manufacturer
Produced in Estonia by Woodman

Cleaning instructions
Please download our Material Care & Cleaning instructions through www.andtradition.com

Stock items
Sky Blue, Black Grey and Oak



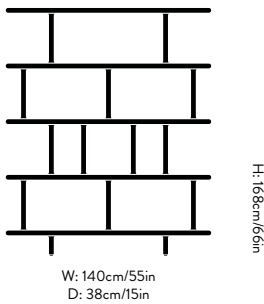
→ Sky Blue



→ Black Grey



→ Oak



Archivo^{JH45}

Jaime Hayon

2024

Product category
Shelving

Environment
Indoor

Materials
Solid oak, oak veneer, MDF, water-based lacquer.

Production process
For the Oak variant, the shelves are made from MDF cut using a CNC machine which is covered with oak veneer tops and solid oak edges. A water-based clear lacquer is applied after manufacturing. For Sky Blue & Black Grey variants, they are made from MDF cut using a CNC machine, before a lacquer is applied after manufacturing.

Variants
Oak, Sky Blue, Black Grey

Strength, Durability and Safety Testing
The shelving is tested for strength, durability and safety according to: EN 16121, BIFMA X5.9

Dimensions
H: 168cm/66in, W: 140cm/55in, D: 38cm/15in

Packaging dimensions
Column (6 pcs): Height 43 cm /17 in, Width 42 cm /17 in, Depth 32 cm/13 in. Shelf (5 pcs): Height 158 cm/62 in, Width 57 cm/22 in, Depth 9 cm/4 in (2 pcs) & depth 13 cm/5 in (3 pcs) Foot (2 pcs): Height 40 cm/16 in, Width 32 cm/13 in, Depth 13 cm/5 in

Weight
80.5 kg. Weight incl. packaging: 93.4 kg

Gliders
Plastic gliders

Colli quantity
5 (13 pcs)

Spare parts
Spare parts available for purchase at andtradition.com

Certifications
FSC® Mix (C154398)

Impact
1. Made using FSC® certified wood, supporting responsible management of the world's forests.
2. Flat-packed, helping optimise shipping and delivery.

Manufacturer
Produced in Estonia by Woodman

Cleaning instructions
Please download our Material Care & Cleaning instructions through www.andtradition.com

Stock items
Sky Blue, Black Grey and Oak



→ Sky Blue



→ Black Grey



→ Oak

Recycling & Disassembly

Archivo JH43-JH45

RECYCLING

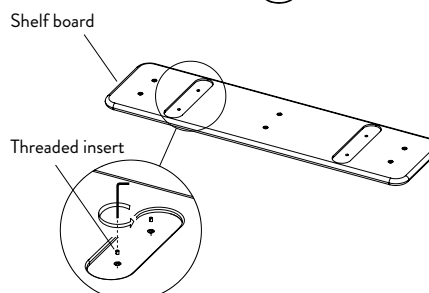
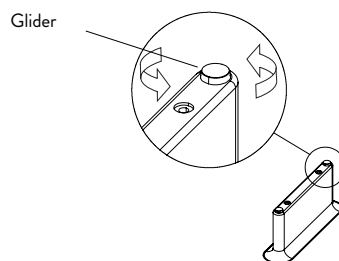
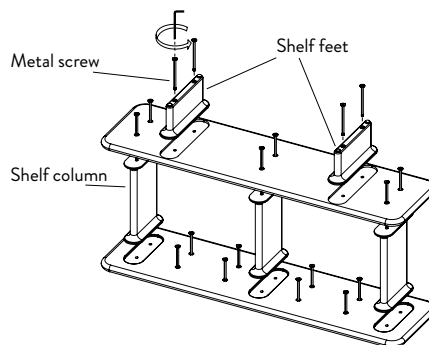
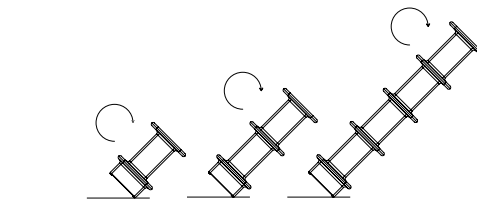
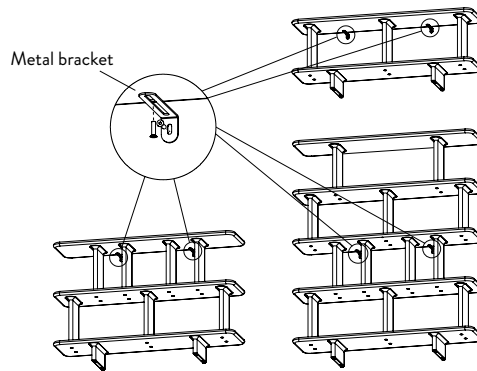
The Archivo Shelf has been made to last and we hope it will serve you for many years. The metal threads and wooden parts can be easily separated and delivered to a suitable recycling depot.

SPARE PARTS

To purchase spare parts for your Archivo Shelf, please write to our sales support team at info@andtradition.com with your query.

5 YEAR WARRANTY

&Tradition provides a 5-year warranty with every Archivo Shelf, which covers faults present at the time of purchase, or those which have occurred as a result of a manufacturing defect. The warranty is valid from the date stated on the original invoice.



DISASSEMBLY

1. Before starting the disassembly, remove all objects from the unit and detach the shelf from the wall. To do so, remove the screws from the brackets that connect the shelf to the wall using a screwdriver.

2. Carefully flip the shelf upside down. Ensure you have an additional person to perform this action safely.

3. Begin the disassembly of the shelf with the feet. Remove the screws from the underside of the shelf by turning them counterclockwise. Once removed, detach each column and repeat this process for each level of the shelf.

4. Separate the gliders from the feet by unscrewing them counterclockwise.

5. Finally, remove all the threaded inserts from the shelf boards as well as the feet. To do this, use a larger Allen key (not provided with the product) and turn it counterclockwise.